

SimHat (P3D/FSX)

v1.3

Thank you for choosing SimHat - the most affordable head tracking tool. SimHat use your iPhone device as a head tracking device. At this early stage of development, SimHat supports Yaw, Pitch, and Heading head movements.

[Requirements](#)

[Preparations](#)

[Usage](#)

[Camera lag](#)

[Support](#)

[Explanatory screenshots](#)


[Disclaimer](#)

Requirements

- Latest version of [ChasePlane](#)
- FSX / FSX:SE / P3Dv2 / P3Dv3 / P3Dv4
- iPhone + WiFi connecton

Preparations

- Attach your iPhone to a hat visor, by one of the following methods:
 - Using a hat / head mount / two sided masking tape / velcro / clip.
 - See accessories section in [SimHat.com](#)
- Make sure mobile device and computer are using the same network.
- Select "P3D/FSX" option at the top screen of SimHat app.
- Find your computer network IP Address and type it into SimHat IP Address text field.
 - If you don't know how to find your IP Address please follow instructions in the following website: <https://www.digitalcitizen.life/find-ip-address-windows>



Usage

- Run FSX/P3D and make sure latest version of ChasePlane is running.
 - Turn on ChasePlane experimental version.
 - Make sure to have Head Tracking enabled in ChasePlane preferences and in your Camera Presets.
- Place the hat in front of the monitor and select the arrow that points to the monitor.
- Turn SimHat on by selecting “ON”.
- Place the hat on your head.
- Tap once on the device screen to reset camera position (repeat when needed)
- In order to stop SimHat, apply a long tap on the device screen.

Camera lag

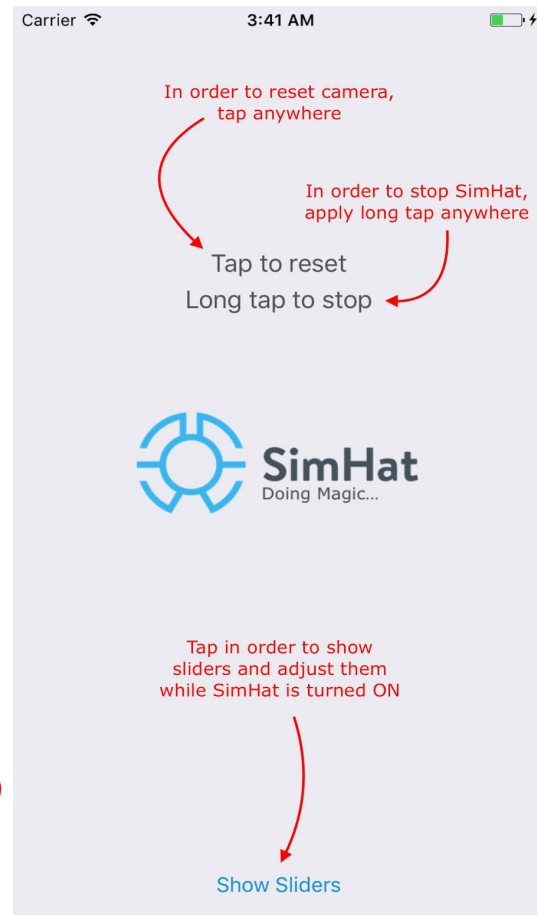
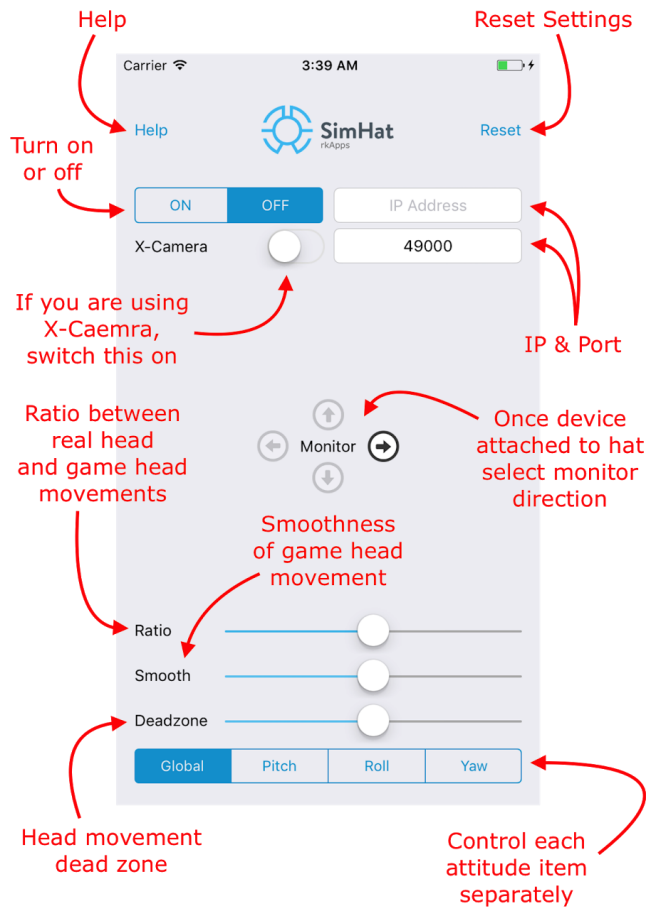
If you notice camera lag when using SimHat, that means that the WiFi signal is not strong enough. We can offer the following solutions

- Enable your iPhone internet hotspot and connect your PC to it.
- Get closer to router to get better WiFi signal.

Support

If you have any questions, or just want to share your feedback, please feel free to contact us anytime at SimHatHelp@gmail.com, for more info, please visit SimHat [official website](#).

Explanatory Screenshots



Disclaimer

By using SimHat app, you (the user) agree to take full responsibility in case of any type of injury, damage or personal lose. SimHat developer is not responsible in any way for any kind of damage as described in last sentence. By using SimHat app, you (the user) agree to this disclaimer.

