

SimHat (X-Plane)

v1.3

Thank you for choosing SimHat - the most affordable head tracking tool. SimHat use your iPhone device as a head tracking device. At this early stage of development, SimHat supports Yaw, Pitch, and Heading head movements.

[Requirements](#)

[Preparations](#)

[Usage](#)

[Camera lag](#)

[X-Camera](#)

[Support](#)

[Explanatory screenshots](#)

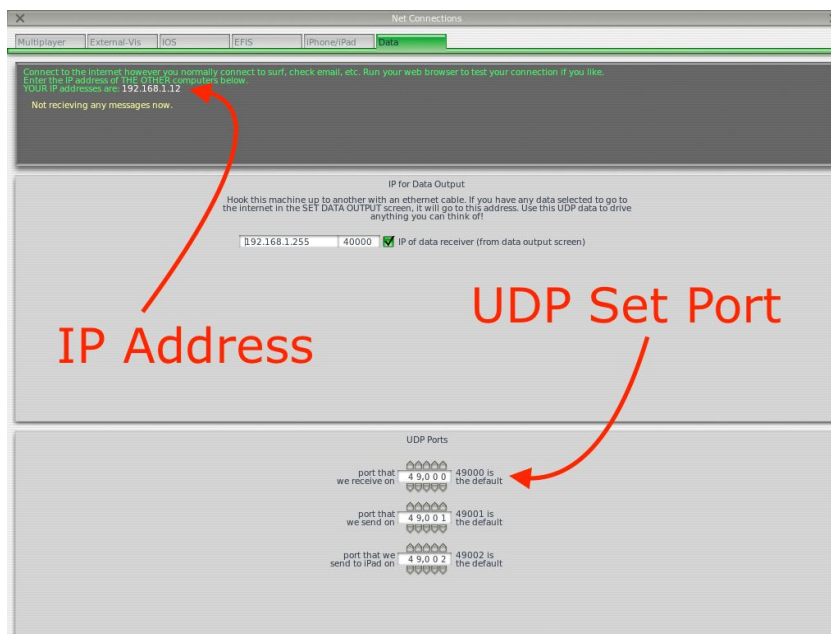
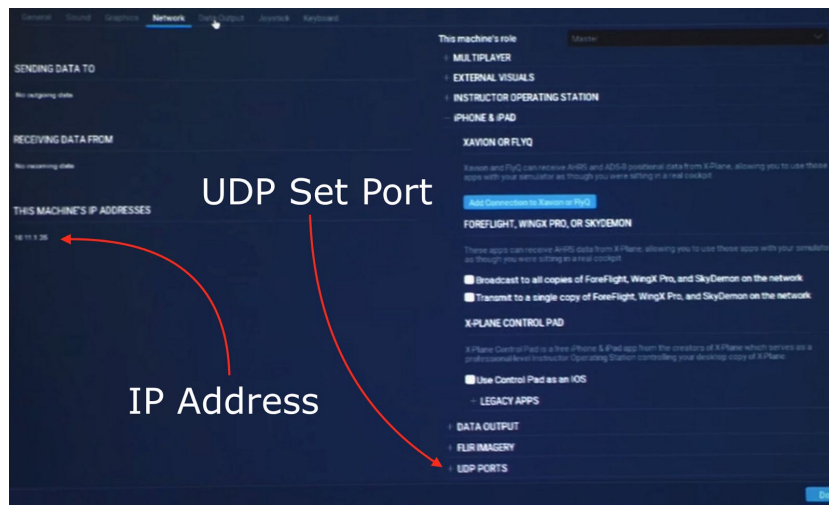

[Disclaimer](#)

Requirements

- iPhone + WiFi connecton.
- X-Plane 11 (latest version) or X-Plane 10 (roll movement not supported)

Preparations

- Attach your iPhone to a hat visor, by one of the following methods:
 - Using a hat / head mount.
 - Using two sided masking tape, velcro, or a clip.
 - See Accessories section in SimHat.com
- Make sure mobile device and computer are using the same network
- Select "X-Plane" option in top screen of SimHat app.
- Run X-Plane and open Settings > Network (see screenshots below)
 - Find your machine IP Address, enter it into SimHat IP Address text field.
 - Find UDP Port, by default it is 49000, however, you can always change it as you wish. Enter Port into SimHat Port text field (tip: it should be already set for you).
- If you are using X-Camera, [please read this](#).



Usage

- Place the hat in front of the monitor and select the arrow that points to the monitor.
- Turn SimHat on by selecting “ON”
- Place the hat on your head.
- Tap once on the device screen to reset camera position (repeat when needed)
- In order to stop SimHat, apply a long tap on the device screen.

Camera lag

If you notice camera lag when using SimHat, that means that the WiFi signal is not strong enough. We can offer the following solutions

- Enable you mobile device hotspot and connect your computer to it.
- Get closer to router to get better WiFi signal.

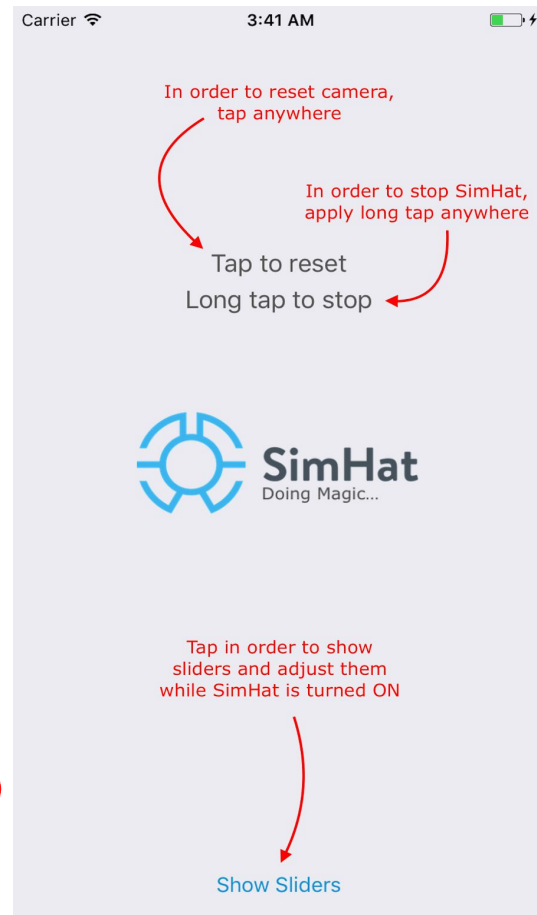
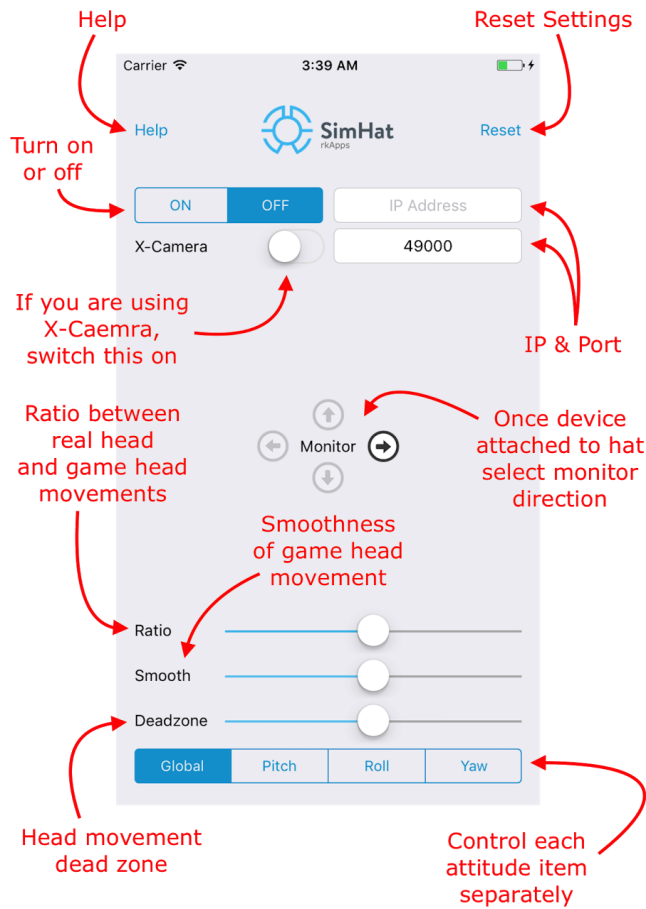
X-Camera

- If you use X-Camera, [latest version](#) is required.
- Go to X-Camera control panel, and enable “TrackIR” option.

Support

If you have any questions, or just want to share your feedback, please feel free to contact us anytime at SimHatHelp@gmail.com, for more info, please visit SimHat [official website](#).

Explanatory Screenshots



Disclaimer

By using SimHat app, you (the user) agree to take full responsibility in case of any type of injury, damage or personal lose. SimHat developer is not responsible in any way for any kind of damage as described in last sentence. By using SimHat app, you (the user) agree to this disclaimer.

